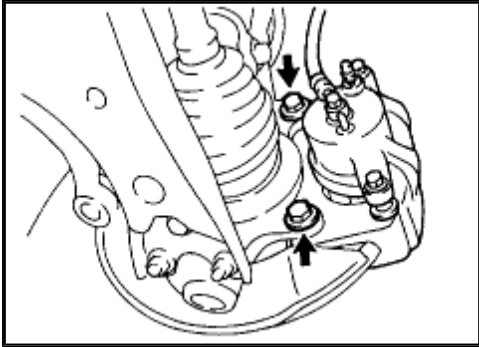


Front

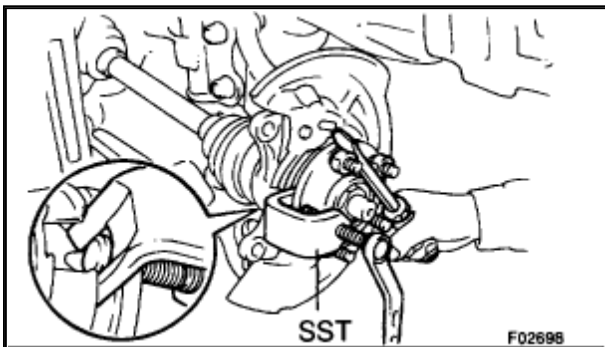
REPLACEMENT

1. REMOVE FRONT WHEEL

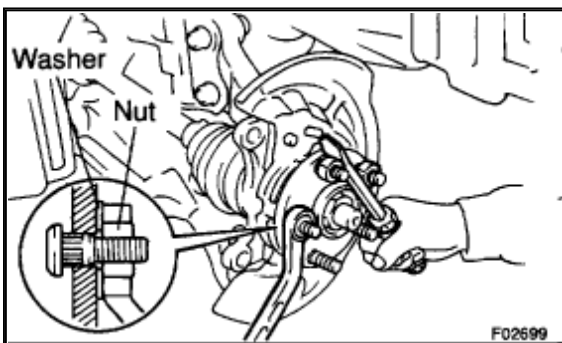


2. REMOVE BRAKE CALIPER AND DISC

- a. Remove the 2 bolts, brake caliper and disc.
- b. Support the brake caliper securely.



3. REMOVE HUB BOLT Using SST, 2 nuts and a screwdriver or an equivalent, remove the hub bolt. SST 09628-10011



4. INSTALL HUB BOLT

- a. Install a washer and nut to a new hub bolt as shown in the illustration.
 - b. Using a screwdriver or an equivalent to hold, install the hub bolt by torquing the nut.
 - c. Remove the 3 nuts and washer.
5. **INSTALL DISC AND BRAKE CALIPER** Install the disc, brake caliper and 2 bolts. Torque: **107 Nm (1,090 kgf.cm, 79 ft. lbs.)**
6. **INSTALL FRONT WHEEL** Torque: **103 Nm (1,050 kgf.cm, 76 ft. lbs.)**